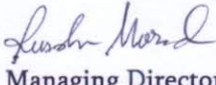


C & A Textile Limited
Statement of Financial Position (Un-audited)
As at 31 March, 2017

Particulars	Notes	Amount in Taka	
		31.03.2017	30.06.2016
ASSETS			
Non Current Assets			
Property, Plant & Equipment	3	1,768,486,513	1,889,799,325
Security Deposits		41,542,989	41,542,989
Capital Work in Progress	4	220,563,114	134,119,676
A) Total Non-Current Assets		2,030,592,616	2,065,461,990
Current Assets			
Inventories	5	737,567,085	683,650,508
Trade and Other Receivables		723,478,772	682,364,320
Advance, Deposit and Prepayments	6	254,088,381	223,797,899
Current Account with Sister Concern		5,426,358	687,873
Cash and Cash Equivalents	6	205,935,246	164,005,292
B) Total Current Assets		1,926,495,842	1,754,505,892
Total Assets (A+B)		3,957,088,458	3,819,967,882
EQUITY AND LIABILITIES			
Shareholder's Equity			
Share Capital		2,393,160,000	2,175,600,000
Retained Earnings		1,242,130,400	1,465,403,318
C) Total Shareholder's Equity		3,635,290,400	3,641,003,318
Non-Current Liabilities			
Long Term Borrowings net off Current Portion		54,137,659	60,109,976
Deferred Tax Liability		134,941,888	-
D) Total Non-Current Liabilities		189,079,547	60,109,976
Current Liabilities			
Trade and other payables		10,396,900	5,725,718
Short Term Borrowings		36,425,375	43,216,221
Provisions and Outstanding Expenses		77,627,370	60,731,586
Current Portion of Long Term Borrowings		8,268,865	9,181,063
E) Total Current Liabilities		132,718,510	118,854,588
Total Liabilities (D+E)		321,798,057	178,964,564
Total Equity and Liabilities (C+D+E)		3,957,088,458	3,819,967,882
Net Assets Value per Share (NAV)		15.19	16.74

The annexed notes form an integral part of these financial statements.


Director


Managing Director


Chairman


Company Secretary


Chief Financial Officer

Dhaka


Date: April 27, 2017

C & A Textile Limited
Statement of Profit or Loss and Other Comprehensive Income (Un -audited)
For the Period 01 July 2016 to 31 March 2017

Particulars	Notes	Amount in Taka			
		01.07.2016 To 31.03.2017	01.07.2015 To 31.03.2016	01.01.2017 To 31.03.2017	01.01.2016 To 31.03.2016
Sales Revenue		1,477,991,180	1,746,988,990	432,671,382	557,044,460
Less: Cost of Sales	7	1,235,490,710	1,373,542,740	373,799,659	447,208,298
Gross Profit		242,500,470	373,446,250	58,871,723	109,836,162
Less: Operating Expenses	8	49,340,640	72,029,696	15,333,677	26,967,067
Profit from Operations		193,159,830	301,416,554	43,538,046	82,869,095
Less: Financial Expenses		48,625,134	54,502,440	15,326,595	17,251,220
Net Profit from Operations		144,534,696	246,914,114	28,211,451	65,617,875
Add: Other Income		7,216,244	4,732,015	667,143	3,228,502
Profit Before Income Tax		151,750,940	251,646,129	28,878,594	68,846,377
Less: Provision for Taxation		22,762,641	13,338,711	4,331,790	3,695,405
Current period Tax		22,521,969	13,338,711	4,279,117	3,695,405
Deferred Tax Expense/(Income)		240,671	-	52,672	-
Net Profit/(Loss) for the Year		128,988,299	238,307,418	24,546,804	65,150,972
Basic Earnings per Share		0.54	1.00	0.10	0.27
No. of Shares		239,316,000	239,316,000	239,316,000	239,316,000


The annexed notes form an integral part of these financial statements.


Director


Managing Director


Chairman


Company Secretary

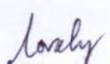

Chief Financial Officer


Dhaka
Date: April 27, 2017

C & A Textile Limited
Statement of Cash Flows (Un-Audited)
For the Period 01 July 2016 to 31 March 2017


Particulars	Amount in Taka	
	01.07.2016 To 31.03.2017	01.07.2015 To 31.03.2016
	A. Cash Flows From Operating Activities:	
Cash Receipt from Customers and Others	1,444,092,975	1,720,211,576
Cash Paid to Suppliers, Employees and Others	(1,222,759,064)	(1,577,244,009)
Cash paid for Financial Expenses	(48,625,134)	(54,502,440)
Income Taxes Paid	(9,832,685)	(10,753,569)
Net Cash Flow from Operating Activities	162,876,092	77,711,558
B. Cash Flow From Investing Activities:		
Acquisition of Property, Plant and Equipment	(20,827,338)	(18,279,363)
Advance against Gas Line Installation		(7,500,000)
Security Deposit		(277,467)
Capital Work in Progress	(86,443,438)	(61,733,324)
Net cash used in Investing activities	(107,270,776)	(87,790,154)
C. Cash Flow From Financing Activities:		
Increase/(Decrease) in Short term loan from bank	(6,790,846)	(42,683,476)
Increase/(Decrease) in Long term loan from bank	(6,884,515)	11,093,375
Net Cash flow from financing activities	(13,675,361)	(31,590,101)
D. Increase/(Decrease) in cash & cash equivalents (A+B+C)	41,929,955	(41,668,697)
E. Opening cash and cash equivalents	164,005,292	90,707,112
F. Closing cash and cash equivalents (E + D)	205,935,246	49,038,415
Net Operating Cash Flow Per Share(NOCFPS)	0.68	0.36


The annexed notes form an integral part of these financial statements.


Director


Managing Director


Chairman


Company Secretary


Chief Financial Officer

Dhaka
Date: April 27, 2017

C & A Textile Limited
Statement of Changes in Equity
For the Period 01 July 2016 to 31 March 2017


Particulars	Ordinary Share Capital	Retained Earnings	Total
Balance as on July 01, 2016	2,175,600,000	1,465,403,318	3,641,003,318
Adjustment of Deferred Tax	-	(134,701,217)	(134,701,217)
Issue of Bonus Share	217,560,000	(217,560,000)	-
Net Profit/(Loss) for the year	-	128,988,299	128,988,299
Balance as on March 31, 2017	2,393,160,000	1,242,130,400	3,635,290,400

C & A Textile Limited
Statement of Changes in Equity
For the Period 01 July 2015 to 31 March 2016

Particulars	Ordinary Share Capital	Retained Earnings	Total
Balance as on July 01, 2015	1,942,500,000	1,469,260,112	3,411,760,112
Issue of Bonus share	233,100,000	(233,100,000)	-
Net Profit/(Loss) for the year	-	238,307,418	238,307,418
Balance as on March 31, 2016	2,175,600,000	1,474,467,530	3,650,067,530


The annexed notes form an integral part of these financial statements.


Director


Managing Director


Chairman


Company Secretary


Chief Financial Officer

Dhaka
Date: April 27, 2017

