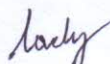



**C & A Textile Limited**  
**Statement of Financial Position (Un-audited)**  
**As at 31 December 2016**


Particulars	Notes	Amount in Taka	
		31.12.2016	30.06.2016
<b>ASSETS</b>			
<b>Non Current Assets</b>			
Property, Plant & Equipment	3	1,816,050,241	1,889,799,325
Security Deposits		41,542,989	41,542,989
Capital Work in Progress	4	220,563,114	134,119,676
<b>A) Total Non-Current Assets</b>		<b>2,078,156,344</b>	<b>2,065,461,990</b>
<b>Current Assets</b>			
Inventories	5	736,247,119	683,650,508
Trade and Other Receivables		696,416,335	682,364,320
Advance, Deposit and Prepayments	6	230,472,141	223,797,899
Current Account with Sister Concern		426,358	687,873
Cash and Cash Equivalents	7	192,481,390	164,005,292
<b>B) Total Current Assets</b>		<b>1,856,043,343</b>	<b>1,754,505,892</b>
<b>Total Assets (A+B)</b>		<b>3,934,199,687</b>	<b>3,819,967,882</b>
<b>EQUITY AND LIABILITIES</b>			
<b>Shareholder's Equity</b>			
Share Capital		2,393,160,000	2,175,600,000
Retained Earnings		1,217,583,595	1,465,403,318
<b>C) Total Shareholder's Equity</b>		<b>3,610,743,595</b>	<b>3,641,003,318</b>
<b>Non-Current Liabilities</b>			
Long Term Borrowings net off Current Portion		54,884,467	60,109,976
Deferred Tax Liability		134,889,216	
<b>D) Total Non-Current Liabilities</b>		<b>189,773,683</b>	<b>60,109,976</b>
<b>Current Liabilities</b>			
Trade and other payables		10,396,900	5,725,718
Short Term Borrowings		36,554,324	43,216,221
Provisions and Outstanding Expenses	8	78,348,253	60,731,586
Current Portion of Long Term Borrowings		8,382,931	9,181,063
<b>E) Total Current Liabilities</b>		<b>133,682,408</b>	<b>118,854,588</b>
<b>Total Liabilities (D+E)</b>		<b>323,456,092</b>	<b>178,964,564</b>
<b>Total Equity and Liabilities (C+D+E)</b>		<b>3,934,199,687</b>	<b>3,819,967,882</b>
<b>Net Assets Value per Share (NAV)</b>		<b>15.09</b>	<b>16.74</b>


The annexed notes form an integral part of these financial statements.

  
Director

  
Managing Director

  
Chairman

  
Company Secretary

  
Chief Financial Officer

Dhaka  
Date: January 30, 2017

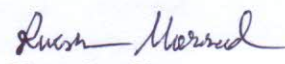
**C & A Textile Limited**  
**Statement of Profit or Loss and Other Comprehensive Income (Un -audited)**  
**For the Period 01 July 2016 to 31 December 2016**

Particulars	Notes	Amount in Taka			
		01.07.2016 To 31.12.2016	01.07.2015 To 31.12.2015	01.10.2016 To 31.12.2016	01.10.2015 To 31.12.2015
Sales Revenue		1,045,319,798	1,189,944,530	483,684,550	561,680,860
Less: Cost of Sales	9	861,691,051	926,334,442	396,524,031	440,383,101
<b>Gross Profit</b>		<b>183,628,747</b>	<b>263,610,088</b>	<b>87,160,519</b>	<b>121,297,759</b>
Less: Operating Expenses	10	34,006,963	45,062,629	14,865,364	23,601,378
<b>Profit from Operations</b>		<b>149,621,784</b>	<b>218,547,459</b>	<b>72,295,155</b>	<b>97,696,381</b>
Less: Financial Expenses		33,298,539	37,251,220	11,860,951	18,674,920
<b>Net Profit from Operations</b>		<b>116,323,245</b>	<b>181,296,239</b>	<b>60,434,204</b>	<b>79,021,461</b>
Add: Other Income		6,549,101	1,503,513	1,817,086	836,593
<b>Profit Before Income Tax</b>		<b>122,872,346</b>	<b>182,799,752</b>	<b>62,251,290</b>	<b>79,858,054</b>
Less: Provision for Taxation		18,430,852	9,643,306	13,093,598	3,258,006
Current period Tax		18,242,852	9,643,306	12,905,598	3,258,006
Deferred Tax Expense/(Income)		187,999	-	187,999	-
<b>Net Profit/(Loss) for the Year</b>		<b>104,441,494</b>	<b>173,156,446</b>	<b>49,157,692</b>	<b>76,600,048</b>

Basic Earnings per Share	0.44	0.80	0.21	0.35
No. of Shares	239,316,000	217,560,000	239,316,000	217,560,000
Earnings per Share (Adjusted)	0.44	0.72	0.21	0.32
No. of Shares	239,316,000	239,316,000	239,316,000	239,316,000


The annexed notes form an integral part of these financial statements.

  
 Director

  
 Managing Director

  
 Chairman

  
 Company Secretary

  
 Chief Financial Officer

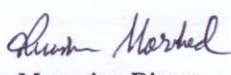
Dhaka  
 Date: January 30, 2017

**C & A Textile Limited**  
**Statement of Cash Flows (Un-Audited)**  
**For the Period 01 July 2016 to 31 December 2016**


Particulars	Amount in Taka	
	01.07.2016 to 31.12.2016	01.07.2015 to 31.12.2015
<b>A .Cash Flows From Operating Activities:</b>		
Cash Receipt from Customers and Others	1,037,816,884	1,147,786,204
Cash Paid to Suppliers, Employees and Others	(848,869,489)	(1,044,620,440)
Cash paid for Financial Expenses	(33,298,539)	(37,251,220)
Income Taxes Paid	(7,216,445)	(7,058,164)
<b>Net Cash Flow from Operating Activities</b>	<b>148,432,411</b>	<b>58,856,380</b>
<b>B. Cash Flow From Investing Activities:</b>		
Acquisition of Property, Plant and Equipment	(20,827,338)	(17,953,147)
Capital Work in Progress	(86,443,438)	(24,374,068)
<b>Net cash used in Investing activities</b>	<b>(107,270,776)</b>	<b>(42,327,215)</b>
<b>C. Cash Flow From Financing Activities:</b>		
Increase/(Decrease) in Short term loan from bank	(6,661,897)	(42,472,234)
Increase/(Decrease) in Long term loan from bank	(6,023,641)	9,126,805
<b>Net Cash flow from financing activities</b>	<b>(12,685,538)</b>	<b>(33,345,429)</b>
<b>D.Increase/(Decrease) in cash &amp; cash equivalents (A+B+C)</b>	<b>28,476,098</b>	<b>(16,816,263)</b>
<b>E.Opening cash and cash equivalents</b>	<b>164,005,292</b>	<b>90,707,112</b>
<b>F.Closing cash and cash equivalents (E + D)</b>	<b>192,481,390</b>	<b>73,890,849</b>
<b>Net Operating Cash Flow Per Share(NOCFPS)</b>	<b>0.62</b>	<b>0.27</b>


The annexed notes form an integral part of these financial statements.

  
Director

  
Managing Director

  
Chairman

  
Company Secretary

  
Chief Financial Officer

Dhaka  
Date: January 30, 2017

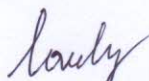
**C & A Textile Limited**  
**Statement of Changes in Equity**  
**For the Period 01 July 2016 to 31 December 2016**

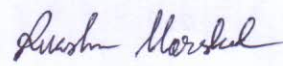
Particulars	Ordinary Share Capital	Retained Earnings	Total
Balance as on July 01, 2016	2,175,600,000	1,465,403,318	3,641,003,318
Adjustment of Deferred Tax	-	(134,701,217)	(134,701,217)
Issue of Bonus Share	217,560,000	(217,560,000)	-
Net Profit/(Loss) for the year	-	104,441,494	104,441,494
Balance as on December 31, 2016	2,393,160,000	1,217,583,595	3,610,743,595

**C & A Textile Limited**  
**Statement of Changes in Equity**  
**For the Period 01 July 2015 to 31 December 2015**


Particulars	Ordinary Share Capital	Retained Earnings	Total
Balance as on July 01, 2015	1,942,500,000	1,469,260,112	3,411,760,112
Issue of Bonus share	233,100,000	(233,100,000)	-
Net Profit/(Loss) for the year	-	173,156,446	173,156,446
Balance as on December 31, 2015	2,175,600,000	1,409,316,558	3,584,916,558

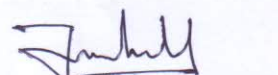
The annexed notes form an integral part of these financial statements.

  
 Director

  
 Managing Director

  
 Chairman

  
 Company Secretary

  
 Chief Financial Officer

Dhaka  
 Date: January 30, 2017

