

Ref.: CATL/SD/Share/16/165

January 30, 2016

The Chairman
Bangladesh Securities and Exchange Commission
JibonBima Tower (15th Floor)
10, Dilkusha C/A, Dhaka-1000

O/C

Sub: Submission of the Half yearly Financial statements (Un-Audited) for the period 1st July, 2015 to 31st December, 2015 of C & A Textiles Ltd.

Dear Sir,

We are pleased to submit herewith the Half yearly Financial statements (Un-Audited) for the period 1st July, 2015 to 31st December, 2015 of C & A Textiles Limited. Pursuant to the Bangladesh Securities & Exchange Commission (BSEC) Notification no SEC/CMRRCD/2008/183/Admin/03-34 dated September 27, 2009.

This is for your kind information and record.

Sincerely,



Farhana Zaman
Company Secretary



Copy to:

1. The Managing Director, Dhaka Stock Exchange Ltd.
2. The Managing Director, Chittagong Stock Exchange Ltd.

Enclosure:

1. Half yearly Financial statements (Un-Audited) for the period 1st July, 2015 to 31st December, 2015.



C & A TEXTILES LTD.

C & A Textile Limited
Statement of Financial Position (Un-audited)
As at 31 December 2015

Particulars	Notes	Amount in Taka	
		31.12.2015	30.06.2015
ASSETS			
Non Current Assets			
Property, Plant & Equipment	3	1,946,957,401	2,029,370,618
Security Deposits	4	41,165,593	41,165,593
Capital Work in Progress	5	75,688,249	54,676,714
A) Total Non-Current Assets		2,063,811,243	2,125,212,925
Current Assets			
Inventories	6	726,247,119	642,998,290
Trade and Other Receivables	7	619,694,820	576,032,981
Advance, Deposit and Prepayments	8	267,035,584	192,313,887
Current Account with Sister Concern		4,648,263	203,715
Cash and Cash Equivalents	9	73,890,849	90,707,112
B) Total Current Assets		1,691,516,635	1,502,255,985
Total Assets (A+B)		3,755,327,878	3,627,468,910
EQUITY AND LIABILITIES			
Shareholder's Equity			
Share Capital	10	2,175,600,000	1,942,500,000
Retained Earnings		1,409,316,557	1,469,260,112
C) Total Shareholder's Equity		3,584,916,557	3,411,760,112
Non-Current Liabilities			
Long Term Borrowings net off Current Portion	11	54,743,777	44,397,942
D) Total Non-Current Liabilities		54,743,777	44,397,942
Current Liabilities			
Trade and other payables		10,396,900	12,355,109
Short Term Borrowings	12	55,878,775	98,351,009
Provisions and Outstanding Expenses	13	38,777,746	48,771,586
Current Portion of Long Term Borrowings	14	10,614,122	11,833,152
E) Total Current Liabilities		115,667,543	171,310,856
Total Liabilities (D+E)		170,411,320	215,708,798
Total Equity and Liabilities (C+D+E)		3,755,327,878	3,627,468,910
Net Assets Value per Share (NAV)	18	16.48	17.56

The annexed notes form an integral part of these financial statements.

Rukeshwar Mordhad

Managing Director

[Signature]

Company Secretary

[Signature]

Chief Financial Officer

C & A TEXTILES LTD.
Rukeshwar Mordhad
 Managing Director


C & A Textile Limited


**Statement of Profit or Loss and Other Comprehensive Income (Un-audited)
For the Period 01 July 2015 to 31 December 2015**

Particulars	Notes	Amount in Taka			
		01.07.2015 to 31.12.2015	01.07.2014 to 31.12.2014	01.10.2015 to 31.12.2015	01.10.2014 to 31.12.2014
Sales Revenue		1,189,944,530	1,349,576,750	561,680,860	704,788,375
Less: Cost of Sales	15	926,334,443	1,022,248,039	440,383,102	532,024,020
Gross Profit		263,610,088	327,328,711	121,297,759	172,764,356
Less: Operating Expenses	16	45,062,629	64,313,156	23,601,378	46,074,920
Profit from Operations		218,547,459	263,015,555	97,696,381	126,689,436
Less: Financial Expenses		37,251,220	32,749,840	18,674,920	16,674,920
Net Profit from Operations		181,296,239	230,265,715	79,021,461	110,014,516
Add: Other Income		1,503,513	30,759,849	836,593	30,690,869
Profit before Contribution to WPPF		182,799,752	261,025,564	79,858,054	140,705,385
Less: Contribution to WPPF		-	12,429,789	-	6,700,256
Profit Before Income Tax		182,799,752	248,595,775	79,858,054	134,005,129
Less: Provision for Taxation		9,643,306	7,347,186	3,258,006	3,073,428
Net Profit/(Loss) for the Year		173,156,446	241,248,589	76,600,048	130,931,701
Earnings per Share (Basic)	17.00	0.796	1.785	0.352	0.97


The annexed notes form an integral part of these financial statements.


Managing Director


Company Secretary


Chief Financial Officer

C & A TEXTILES LTD.


Managing Director

C & A Textile Limited
Statement of Changes in Equity
For the Period ended 31 December 2015

Particulars	Ordinary Share Capital	Retained Earnings	Total
Balance as on July 01, 2015	1,942,500,000	1,469,260,112	3,411,760,112
Issue of Bonus Share	233,100,000	(233,100,000)	-
Net Profit/(Loss) for the year	-	173,156,446	173,156,446
Balance as on December 31, 2015	2,175,600,000	1,409,316,557	3,584,916,557

C & A Textile Limited
Statement of Changes in Equity
For the Period ended 31 December 2014

Particulars	Ordinary Share Capital	Retained Earnings	Total
Balance as on July 01, 2014	1,300,000,000	1,209,718,738	2,509,718,738
Issue of new share	450,000,000	-	450,000,000
Net Profit/(Loss) for the year	-	241,248,589	241,248,589
Balance as on December 31, 2014	1,750,000,000	1,450,967,327	3,200,967,327

The annexed notes form an integral part of these financial statements.

Rakesh Kumar Mohapatra

Managing Director

F. D. Singh

Company Secretary

Prabhu

Chief Financial Officer

C & A TEXTILES LTD.

Rakesh Kumar Mohapatra
 Managing Director

